












Safety & Security: Types of Action

School Messenger - Parent Contact System














District Website: www.calcoisd.org



 <p>HOLD! IN your room or area. Clear the halls.</p> <p>Clear the hallways and remain in room or area until "All Clear" is announced.</p> <p>Examples:</p> <ul style="list-style-type: none"> • Close and lock the door • Account for students and adults <p>ACTION: Monitoring</p> <p>How will you know? School Messenger Contact (if needed)</p> <p>Further communication as needed if the situation impacts daily operations. <u>Parents and visitors will not be able to enter. Doors will be locked.</u></p>	 <p>SECURE "Get Inside. Lock outside doors."</p> <p>Building is locked and students are brought inside as a precautionary measure based on activity in the area.</p> <p>Examples:</p> <ul style="list-style-type: none"> • Concern outside of the school • Campus Investigation • Drills • Law enforcement activity such as serving warrants in a nearby location • Report of dangerous wildlife in area <p>ACTION: Monitoring</p> <p>How will you know? School Messenger Contact</p> <p>Further communication as needed if the situation impacts daily operations. <u>Parents and visitors will not be able to enter. Doors will be locked.</u></p>	 <p>LOCKDOWN Building is put on LOCKDOWN due to danger inside or very near the building. All students and staff are in LOCKDOWN – Locks, Lights, Out of Sight.</p> <p>Examples:</p> <ul style="list-style-type: none"> • Concern inside of the school • Campus Investigation • Drills • Threat inside the school • Emergency or dangerous situation <p>ACTION: Active with district and emergency responders</p> <p>How will you know? School Messenger Contact</p> <p>Updated communication as situation progresses and as needed. <u>Parents and visitors will not be able to enter. Doors will be locked.</u></p>	 <p>EVACUATE "To a Location"</p> <p>Students and staff are moved to a new or safe location due to a situation in or near the school building.</p> <p>Examples:</p> <ul style="list-style-type: none"> • Drills • Gas leak in the school • Unsafe situation near school affecting release times <p>ACTION: Active with district and emergency responders</p> <p>How will you know? School Messenger Contact</p> <p>Updated communication as situation progresses and as needed. <u>Parents and visitors will not be able to enter. Doors will be locked.</u></p>	 <p>SHELTER "State Hazard and Safety Strategy"</p> <p>Students and staff are instructed to take safe shelter due to a situation in or near the school.</p> <p>Examples:</p> <ul style="list-style-type: none"> • Drills • Tornado, earthquake or other natural events <p>ACTION: Active with district and emergency responders as needed</p> <p>How will you know? School Messenger Contact</p> <p>Further communication as needed if the situation impacts daily operations. <u>Parents and visitors will not be able to enter. Doors will be locked.</u></p>
 <p>Reunification</p> <p>As a result of any of the above scenarios, students may need to be reunified with parents through a controlled release at the school or a reunification at a new location. Locations could include but are not limited to: Student's home campus, CCISD Football Stadium, or any neighboring campus. If reunification is necessary, CCISD will make contact.</p> <p>We want to reunite students with parents as soon as possible during an emergency situation. We will work with law enforcement and fire agencies to determine when it is safe to reunite students and parents. These situations often take time and planning to ensure you and your child are reunited safely. Parents, guardians or emergency contacts must have picture identification.</p> <p>Here are some tips for your role in a reunification:</p> <ol style="list-style-type: none"> 1) Stay Home 2) Stay Informed 3) Be Ready <p>(website, School Messenger) (with picture ID)</p>				
 <p>SEESOMETHING SAY SOMETHING</p> <p>If there is anything that you would like to report anonymously, please visit our online reporting at https://www.calcoisd.org/parents_students/report_an_incident_or_bullying</p> <p>OR Scan the QR CODE</p>  				

The safety of your child is our top priority. To have a successful learning environment, it is absolutely necessary that students and staff of Calhoun County ISD are safe. The following is a guide for parents to understand CCISD safe guards and procedures to maintain campus safety.

CCISD Safety

-  Visitors: Please use the call buttons at the front doors. Be prepared with ID.
-  Visitors: All visitors must check-in and receive a visitor badge prior to entering an instructional area. Screening software is utilized.
-  All students must be checked out during the instructional day and after school programs through the main office. ID must be presented.
-  All campus doors are locked during the instructional day.
-  CCISD campuses have perimeter fencing.
-  CCISD Police and Local Law Enforcement train teachers using safety protocols.
-  Teachers and students participate in school safety drills.
-  Make a report:
See-Something Say-Something
An incident report can be sent to CCISD 24 hours a day at www.calcoisd.org under the parent drop-down menu. Alert your campus if there is a potential issue, problem, concern or bully report.
-  CCISD Emergency Operations Plans are approved by the Texas School Safety Center.
-  Partnerships with local first responders: The **National Incident Management System (NIMS)** guides all levels of government, nongovernmental organizations and the private sector to work together to prevent, protect against, mitigate, respond to and recover from incidents.
-  CCISD is under the jurisdiction of the CCISD Police Department and can be reached at 361-552-9728.
-  During an emergency, please visit www.calcoisd.org for up-to-date information. School Messenger will be utilized to contact parents.
-  Campus Contact Information:
HJM (361)552-5253
JR (361)552-3317
POC (361)983-2341
SEA (361)785-3511
TMS (361)552-3784
HHS (361)552-7084
CHS (361)552-3775
District Alternative Education Program (DAEP)~FLEX(361)552-7084

Decision Makers

Emergency Management: CCISD works in partnership with first responders, local leaders, government agencies and businesses to ensure a community approach to public safety. In the event of a school emergency, many partners, including parents, play a critical role ensuring the safety of our students.

CCISD: The CCISD Safety Plans are approved by the Texas School Safety Center. District and campus leaders participate in training and planning exercises with local partners. All employees receive training annually regarding campus doors, campus drills and what to do in an emergency. Safety drills are scheduled each year. In an emergency, CCISD employees will work with district staff and local agencies. Parents will be updated as soon as possible through School Messenger, the CCISD Webpage and social media platforms. CCISD will investigate all reports that impact safety for students, staff and campuses.

Law Enforcement and Fire Services: CCISD is under the jurisdiction of the CCISD Police Department and has a written agreements with local law enforcement agencies. All agencies work collaboratively with CCISD police and district personnel. In the event of an emergency, CCISD Police or a partner agency may be in charge of particular situations and call for any safety protocol. Outside agencies may also service in an advisory role with district personnel depending on the situation or emergency event.

District Personnel: District safety and security members, as well as the district administration, may manage an emergency or call for any safety protocol. District personnel are members of a crisis management team that are prepared to assist when needed. A Public Information Officer will communicate necessary information or updates to parents and guardians through School Messenger, www.calcoisd.org and social media platforms.

School Personnel: Principals or staff may initiate any safety protocol due to a safety concern, a need for investigation or an immediate threat. School staff will work with district safety and security personnel in order to ensure student and campus safety. School personnel will inform parents via School Messenger.

Students: Students are an important partner that keeps campuses safe. Students must remember to See-Something-Say-Something. Parents, teachers, coaches, counselors and administrators can help if they know about issues, concerns or threats. Students may also use the reporting system below to make a report.

Parents and Community Members: Any parent or community member should contact the school, district, or CCISD police to report any suspicious activity or perceived threat to the school or district. CCISD provides a safe, easy way to report information about anything that is a concern to school or community safety.

To anonymously report a safety concern please go online to:
https://www.calcoisd.org/parents_students/report_an_incident_or_bullying

